

# 40

## Cartes Memory













J'espère que vous allez passer de bons moments en jouant au jeu de cartes Memory avec votre enfant. Les règles sont très simples. N'oubliez pas de me laisser un commentaire pour me dire si ce jeu l'a aidé.







*Comment fonctionne le jeu :*







1. Procurez-vous des cartes Memory et assurez-vous qu'il n'y a que des paires correspondantes.
2. Mélangez les cartes et placez les faces cachées.
3. Chaque joueur choisit deux cartes. Si les cartes correspondent, ils les gardent et rejouent un tour. Si elles ne correspondent pas, ils les replacent là où elles étaient.
4. La personne qui a le plus de paires gagne.




[Lesapprentisparents.fr](http://Lesapprentisparents.fr)





















[Lesapprentisparents.fr](http://Lesapprentisparents.fr)

Source images: [Pixabay](https://pixabay.com/)